

PM

# Handwriting

## Queensland Modern Cursive

4

SAMPLE

Deborah  
Davis



## Contents

|                                 |    |                                    |    |
|---------------------------------|----|------------------------------------|----|
| Are you ready to write? .....   | 2  | Legibility                         |    |
| <b>Revision</b>                 |    | Slope .....                        | 34 |
| Beginner's Alphabet .....       | 3  | Spacing .....                      | 36 |
| Numerals .....                  | 8  | Speed .....                        | 38 |
| Exits and entries .....         | 9  | <b>Consolidation</b>               |    |
| Diagonal joins .....            | 12 | Capital letters .....              | 41 |
| <i>Patterns extension</i> ..... | 17 | Numerals .....                     | 42 |
| Shoulder letters and            |    | Converting between scripts .....   | 43 |
| drop-on joins .....             | 18 | Letter pairs .....                 | 44 |
| Horizontal joins .....          | 20 | Pencil lifts .....                 | 45 |
| <i>Patterns extension</i> ..... | 24 | Tricky joins .....                 | 47 |
| Letters that do not join .....  | 25 | Legibility .....                   | 52 |
| The letter 'f' .....            | 29 | <b>Building fluency</b>            |    |
| The letter 's' .....            | 30 | Practising Queensland Modern       |    |
| Joining to and from             |    | Cursive script .....               | 54 |
| the letter 'x' .....            | 32 | Independent writing activity ..... | 63 |
| Crossing double 't' .....       | 33 | Teacher observation guide .....    | 64 |

# Are you ready to write?

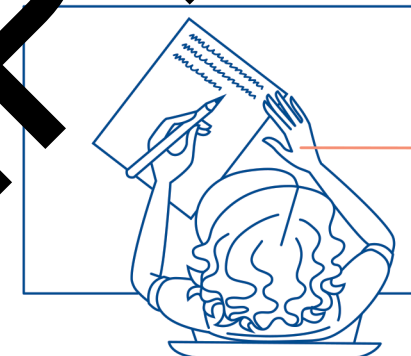
## Posture

Is your back resting against the chair?


Are your feet flat on the floor?



## Paper position



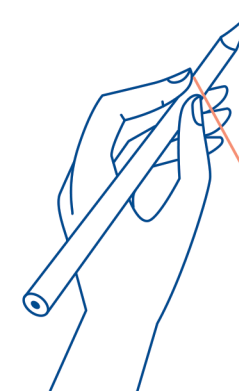
left-handed



right-handed

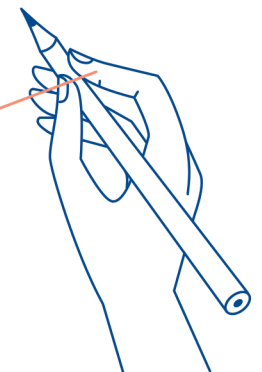
Are you holding the paper steady with your non-writing hand?

## Pencil grip



Is one finger on top of the pencil?

Left-handers, hold your pencil a little further up so you can see your handwriting!



## PM Handwriting 4 learning features

Carefully sequenced activity pages designed to revise and consolidate the skills required to write in cursive script with fluency and legibility

Revision of Beginner's Alphabet and exits and entries

Regular student tips and reminders

Large letter models in two colours to introduce or reinforce the skill or join

Practising the skill or join within letter pairs or words

Remember to raise the crossbar on the letter 't'.  
Copy these words with the letter 't': nocturnal cast theft beauty

Remember how 'f' changes.  
Copy these words with the letter 'f': frogs off friend forest fern

'z' changes too.  
Copy these words with the letter 'z': zoo lizard quiz pizza zoom

Copy the alphabet, using exits and entries.  
a b c d e f g h i j k l m n  
o p q r s t u v w x y z

Can you place the exit and entry letters under the correct headings?  
Exit-only letters (7) Rounded-entry letters (6)  
Pointed-entry Letters that change (2)  
Letters that have changed from Beginner's Alphabet g o q s.

Self-assessment  
My knowledge of exit and entry letters  
☐ isn't bad ☐ is very good!

Revision - Exits and entries 11

Shoulder letters and drop-on joins  
Shoulder letters  
a c d g q  
Shoulder letters start by sliding the top blue line.  
Copy and practise the shoulder letters.  
a c d g q

Drop-on joins  
When joining to shoulder letters, extend the exit of the letter before, lift your pencil and drop the shoulder letter on.  
Copy these letter pairs with drop-on joins.  
ac ca id ug ug ic ua ud  
ag aq ma uc ad ig eq cc

Use two colours to copy these words with drop-on joins.  
great sea marine algae

Copy these words with drop-on joins.  
The red dots show which joins are drop-on joins.  
island creatures endangered large  
places bright camouflage predator

Add a dot above every drop-on join in the text below.  
Then copy the text.  
The Great Barrier Reef is one of  
Australia's most famous natural  
wonders. It is located off the  
Queensland coast in the Coral Sea.

Self-assessment  
My use of drop-on joins:  
☐ needs practice ☐ is getting better ☐ is excellent!

Revision - Shoulder letters and drop-on joins 19

QR code linked to online extension activities on selected pages

Practising the skill or join within a passage of text

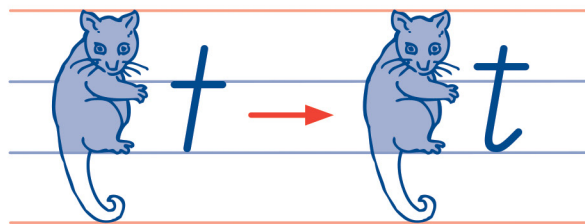
Frequent self-assessments and word-based activities to reinforce skills





Remember to raise the crossbar on the letter 't'.

Copy these words with the letter 't'.

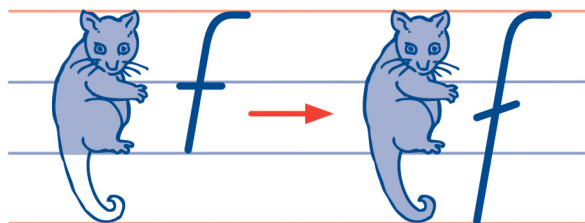


nocturnal cast theft beauty



Remember how 'f' changes.

Copy these words with the letter 'f'.




frogs off friend forest fern



'z' changes too.

Copy these words with the letter 'z'.



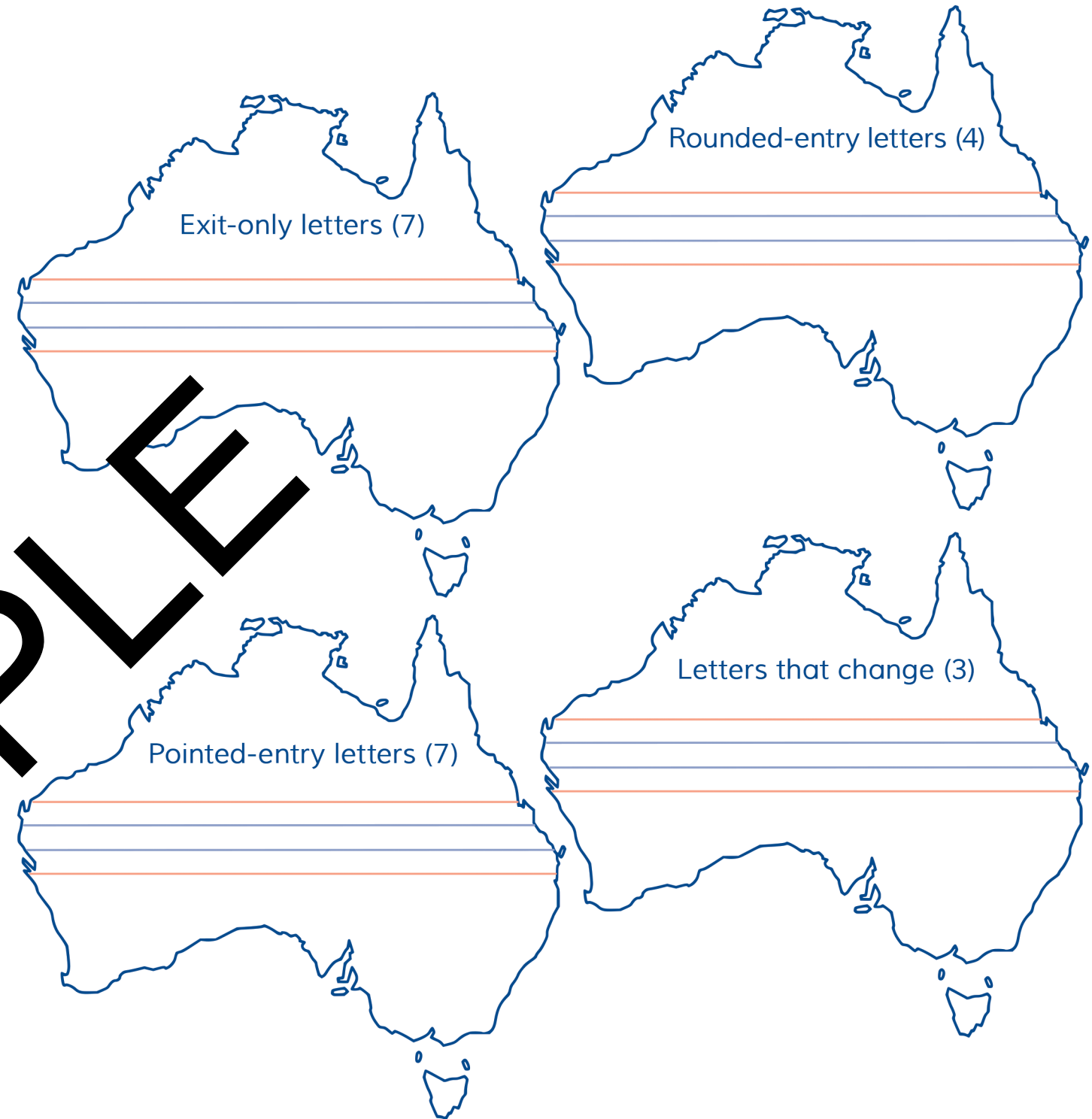
zoo lizard quiz pizza zoom

Copy the alphabet, using exits and entries.

a b c d e f g h i j k l m n

o p q r s t u v w x y z

Can you place the exit and entry letters under the correct headings?



Letters that haven't changed from Beginner's Alphabet are *b g o q s*.



### Self-assessment

My knowledge of exit and entry letters:



could be better.



isn't bad.



is very good!



get.ga/PMWA50

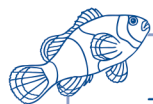
ISBN: 9780170403900

ISBN: 9780170403900

## Shoulder letters and drop-on joins

### Shoulder letters

a c d g q



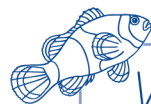
Shoulder letters start by sliding the top blue line.

Copy and practise the shoulder letters.

a c d g q

### Drop-on joins

ma



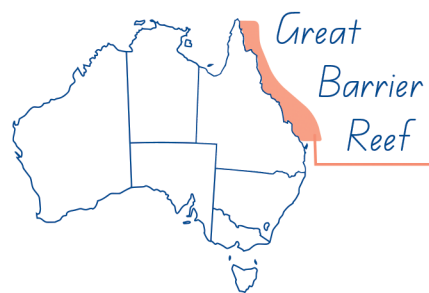
When joining to shoulder letters, extend the exit of the letter before, lift your pencil and drop the shoulder letter on.

Copy these letter pairs with drop-on joins.

ac ca id ug uq ic uc uq  
ag aq ma uc ad ig eq cc

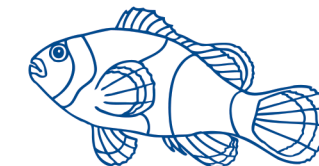
Use two colours to copy these words with drop-on joins.

great sea marine algae



Copy these words with drop-on joins.

The red dots show which joins are drop-on joins.



island creatures endangered large

places bright camouflage predator

Add a dot above every drop-on join in the text below.

Then copy the text.

uc

The Great Barrier Reef is one of

Australia's most famous natural

wonders. It is located off the

Queensland coast in the Coral Sea.




### Self-assessment

My use of drop-on joins:



needs practice.



is getting better.



is excellent!



**PM** *Handwriting* is a carefully sequenced program of handwriting instruction for Prep to Year 6. It is designed to support students in developing a fluent, legible and automatic handwriting style.



**A comprehensive handwriting program for Queensland:**

| P   | I   | 2  | 3  | 4  | 5  | 6  |
|---|---|--|--|--|--|--|
| PM Handwriting Queensland Beginner's Alphabet<br>Prep | PM Handwriting Queensland Beginner's Alphabet<br>Year 1 | PM Handwriting Queensland Modern Cursive<br>Year 2 | PM Handwriting Queensland Modern Cursive<br>Year 3 | PM Handwriting Queensland Modern Cursive<br>Year 4 | PM Handwriting Queensland Modern Cursive<br>Year 5 | PM Handwriting Queensland Modern Cursive<br>Year 6 |
| 9780170403863   | 9780170403870   | 9780170403887                                      | 9780170403894                                      | 9780170403900                                      | 9780170403917                                      | 9780170403924                                      |